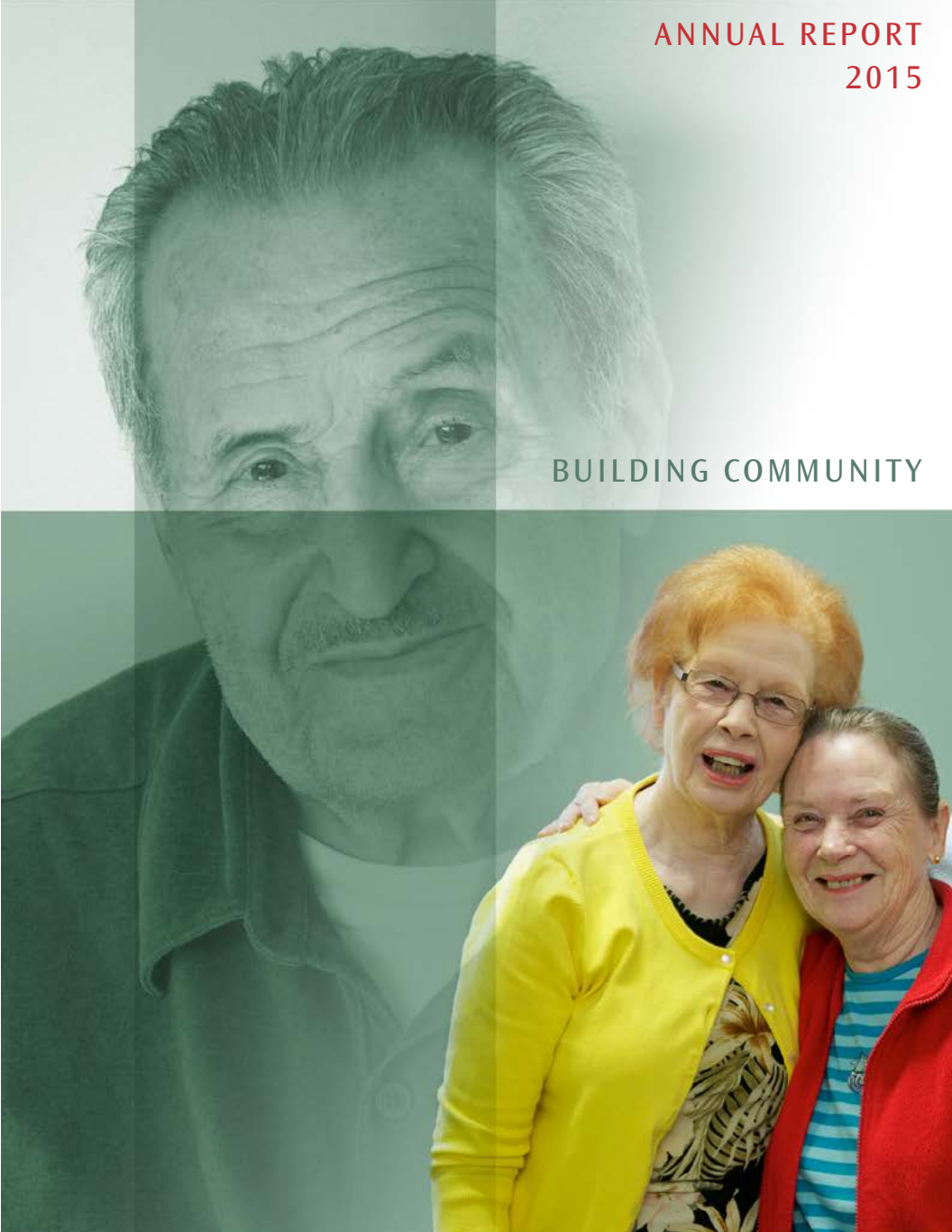




Fellowship Square
Foundation, Inc.

ANNUAL REPORT
2015

BUILDING COMMUNITY





BOARD of DIRECTORS

President

Mr. Charles R. Wortman

Vice President

Rev. David Percy

Treasurer

Ms. Jennifer Maloney

Secretary

Dr. C. David Hartmann

Directors

Mr. Ed Byrne

Mr. Dallas Evans

Mr. Ric Fisher

Ms. Renee Jakobs

Rev. Doug Jones

Mr. Vernon Krueger

Dr. Myra Niemeier

Rev. Suzanne Rudiselle



Board Members (back row, left to right) Vernon Krueger, Ric Fisher, Charles Wortman, C. David Hartmann, Eddie Byrne; (front row, left to right) Rev. Suzanne Rudiselle, Rev. David Percy, Renee Jakobs, Rev. Douglas Jones, Jennifer Maloney. Not shown: Dallas Evans and Dr. Myra Niemeier.

CONTENTS

A Note from the President 4

A Note from Our Managing Agent 5

A Community Portrait: Fellowship Square..... 6

Fellowship House Reports

Hunters Woods Fellowship House..... 8

Lake Anne I & II Fellowship House 14

Lake Ridge Fellowship House..... 22

Largo Landing Fellowship House..... 28

The Wegener Chaplaincy: Ministry at Our Core..... 34

The Gift Fund: Caring for Our Residents 36

A Financial Portrait 2015 38

Financial Partners 40

 Individual Donors

 Planned Gifts

 Tribute Gifts

 Congregations

 Religious Organizations

 Thrivent Financial

 Business/Community

 Grants

 In-Kind Donations

 Non-Profits and Corporations In-Kind Donations

 Religious Organizations In-Kind Donations

2015 Annual Awards 42

Fellowship Square Staff 43



A NOTE FROM THE PRESIDENT

Dear Corporate Members and Friends of Fellowship Square Foundation,

I look back on the year with a sense of accomplishment over what the combined efforts of our Board of Directors, our House administrators and staff, and our management agent, National

Lutheran Communities & Services (NLCS), have achieved. We have met the goals laid out several years ago. Now, with a solid foundation based on corporate planning and with strategic initiatives in the works, we look forward to expanding and enriching Fellowship Square by initiating programs that go beyond our traditional Fellowship Square model.

Our Board of Directors is eager to act as a true *governing* body: one that makes policy and casts vision for the organization instead of a body that involves itself in day-to-day operations. We expect to focus on fundraising, which when combined with recent actions to refinance some of the Fellowship Houses, would enable us to pursue other programs with funds saved from reduced interest rates. We are also entertaining the possibility of marketing the Berryville, VA property. All such efforts to enhance Fellowship Square's liquidity will give us the means to develop and implement new programs.

By the time you read this message, we will have met with the director of Fairfax County's Department of Housing and Community Development, as well as with our local representative on the County's Board of Supervisors, to discuss recent events regarding the options either to redevelop or to renovate Lake Anne Fellowship House. We will also discuss vouchers and other possibilities for service provision and housing in our local and outlying communities.

Please join me in congratulating all those responsible for our past year's successes, as we continue to nurture relationships with our Fellowship House residents and their families; our staff members; our local faith communities; our business partners; our federal, state, and local agencies responsible for senior services and affordable housing—and of course, you, our corporate members. Thank you for your continuing support and prayers.

Respectfully,

Charles R. Wortman
President



A NOTE FROM OUR MANAGING AGENT

It has been an amazing year for the Fellowship Square family. We have continued to build upon our legacy of service and to position our communities for service to future residents. Our team members at each of the Fellowship Houses have provided safety, security, service, and hospitality for our residents.

Having completed the refinancing of Largo Landing's and Lake Ridge's mortgages, we are working on Lake Anne's mortgage with the aim of securing the House's fiscal viability for future service. Hunters Woods continues to provide strong fiscal integrity as we get ready to refinance its mortgage in 2015. A comprehensive financial audit we had performed this year has given us the basis for further strengthening Fellowship Square's fiscal integrity. Improved and enhanced accounting systems, and timely access to documentation, have enabled the House administrators to improve their fiscal operations. We will continue to build upon this financial integrity in the coming years.

This year we focused on engaging with our residents in such a way that they have an important voice in decision making at each of the Fellowship Houses. We have formed Resident Advisory Councils in three of our Houses and a Resident Association at the Lake Anne Fellowship House. These groups further enhance our resident communication.

Each Fellowship House continues to make significant improvements to the buildings and infrastructure so as to ensure resident safety and comfort. The mortgage refinancing has provided funds for Largo Landing and Lake Ridge building enhancements. We are currently addressing the upgrading of Hunters Woods and Lake Anne.

In 2015 we intend to build upon our current initiatives. We will focus intentionally on creating community within each of our Houses. We are looking at initiatives with our Resident Services Coordinators and leadership team to expand services and amenities for our residents.

Fellowship Square has completed an evolutionary year. We are embarked upon a journey to build upon our foundational legacy. We look forward to your participating in this journey.

Daniel C. Look
Fellowship Square Management Agent & Chief Strategy Officer
National Lutheran Communities & Services (NLCS)

A COMMUNITY PORTRAIT: FELLOWSHIP SQUARE

This last year Fellowship Square has built relationships in our communities through many different avenues. We have participated in the Reston art show and held meetings about our Lake Anne property that were attended by a number of members of the local community. We have been active with local businesses and chambers of commerce, and working with local religious organizations as we reach out to the community surrounding us.

Our economically fragile population requires us to partner with other service groups in order to meet our residents' daily living needs. These partners include government agencies, private corporations, religious communities, local non-profits, and individuals. Through the work of our

service coordinators, we have impacted the lives of close to 800 seniors this year alone. Multiply that number by 50 years and you 'll have an idea of how many times you have helped us to improve the life of a low income elderly or disabled person. This list is an example of the many needs of our residents that were filled last year, thanks to our collaboration with community partners.

We celebrate having made a difference in the lives of our financially fragile residents, as well as in the life of their surrounding community. With your regular support of Fellowship Square, we can continue to meet these needs in the years ahead.



Attained U.S. Citizenship - 4



Dental Care - 90



Discounted Cell Phones - 380



Food Assistance Programs - 75
(including Meals on Wheels, USDA Brown Bag, and Cornerstones)



Holiday Food Baskets/Gift Cards - 735



Long Term Care Assistance - 50



Medicaid - 141



Medical Supplies - 370
(including bandages, Ensure, braces, wheelchairs, eye glasses, and hearing aids)



Social Security - 80



SNAP (USDA food stamp program) - 225



Transportation - 340

HUNTERS WOODS FELLOWSHIP HOUSE



Hunters Woods Fellowship House
2231 Colts Neck Rd.
Reston, VA 20191
(703) 620-4450

Board members:

*Sue Coyler, Jorn Dalboe, Sidney Johnson,
Shirley Metzger, Adrian Pelzner,
Rev. Suzanne Rudiselle, Allen Wild*

Housing Plus

At Hunters Woods we have weekly health clinics that allow our residents to be seen by professional staff. Because of this, the health of some of our residents has significantly improved. They are hospitalized less, take less medication, and have fewer needs for transportation to outside medical facilities. These clinics help bring an expert pair of eyes for the residents care into our buildings.

The typical Hunters Woods resident is an 84 year old, recently naturalized, Asian female, living on Supplemental Security Income. Her family helped her to pay for the \$700 in fees to obtain U.S. citizenship. She receives support from family members for groceries and over the counter medications. After rent and medical expenses, she has only \$500 for the rest of the month. Even with family assistance, she cannot cover the rest of her expenses: laundry and cleaning supplies, transportation, toiletries, telephone, clothing, and the list goes on. Without your support, she will not be able to make ends meet.

“Loneliness and the feeling of being unwanted is the most terrible poverty.”

– Mother Teresa

Meeting the Needs

Thanks to the regular support given by you, Fellowship Square's generous donors, we are able to provide emergency funds to residents who require life's necessities as they wait for their benefits. Your continued contributions enable us to offer programs and provide direct giving to residents who are in extreme need.

At Hunters Woods, residents are often waiting for such services as:

- Medication
- Medical Supplies
- Dental Care
- Transportation

The new Housing Plus program provides medical services to residents in the building, reducing transportation costs, allowing better monitoring, and providing Medical Clinics including:

- Ophthalmologist Clinic
- Podiatry Clinic
- Blood Pressure Clinic
- Prevention Screening
- Audiologist

This year we helped our residents to obtain such services as:

- U.S. Citizenship - 2
- Food Programs - 192 monthly
- Social Security - 23
- Medicaid - 15
- Reduced cab fares - 100
- SNAP - 2
- Clothing - 30
- Hearing/Eye Programs - 55
- Holiday Food Baskets - 109
- Adult Protective Services - 5

Hunters Woods offers several activities each month that aid in preventing isolation and boredom. Each resident receives a monthly calendar and a Friday "Buzz" reminder announcing all of the recreational and educational opportunities. Such activities as these are community building experiences for our residents and the volunteers who come to help:

Educational classes including:

- Tax Relief
- Police Safety
- Water Color
- Hospice and Palliative Care
- Medical Expo-pharmacy, homecare, long term care
- Arthritis

Opportunities for Socialization and Entertainment:

- Holiday Parties
- Musical Entertainment
- Tea and Concerts
- Monthly Sunday Lunches
- Good Deeds Day

Filling the spiritual needs of our residents is an important aspect of the opportunities that we offer our residents. Through the Wegener Chaplaincy program we provide the Fellowship Square chaplain. We also open our doors to other groups to enhance the spiritual well-being of all our residents. At Hunters Woods you will find:

Religious Services:

- St. John Neumann Catholic Church
- Grace Gospel Bible Church
- Congregation Beth Emeth
- All Dulles Area Muslim Society

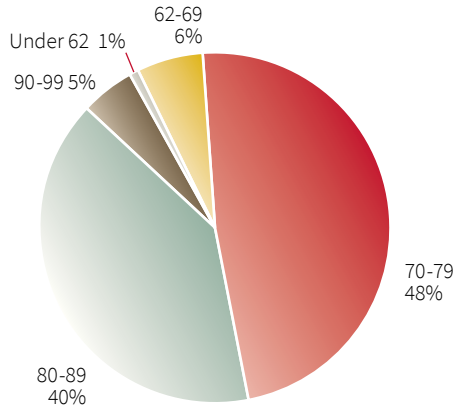
Bible Studies:

- Rev. Rudiselle Bible Study
- Pastor Klein Bible Study
- Chantilly Chinese Bible Study



Hunters Woods Statistics

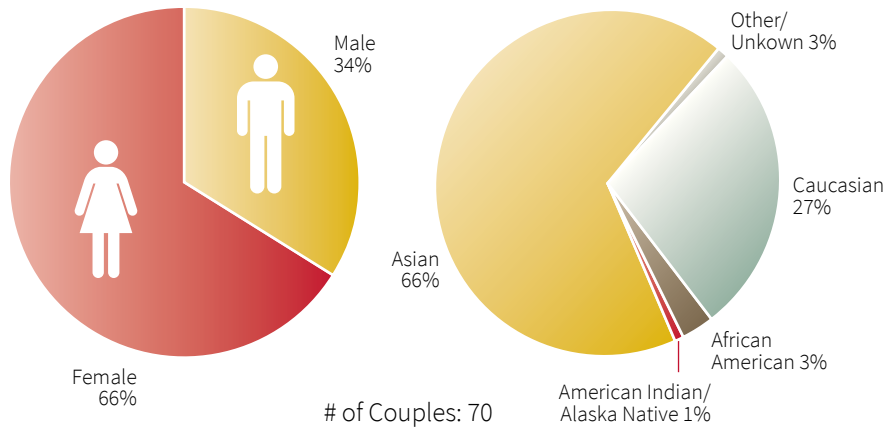
Population by Age



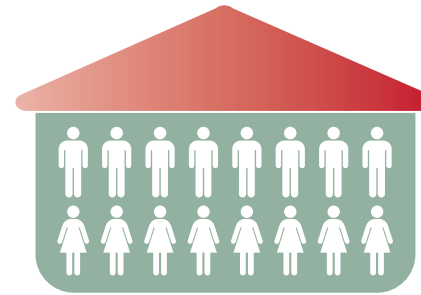
A Year of Changes:

- Residents age 62 and under up 3%
- Residents age 70-79 up 4%
- Residents age 90-99 up 1%
- Male residents up 9%
- All move-ins have been couples
- Social Security/SSI/ Pension down 7%
- Family support/other down 3%
- Resident Employment has doubled

Resident Composition



Hunters Woods Fellowship House is anticipating opening its waiting list in late Spring or early Summer of 2015.



Occupancy

Section 8 apartments	222
Occupancy percentage	98%
Apartment Turnovers	15
Residents	296



Income Sources

Social Security/SSI	79%
Pension	8%
Wages	3%
Assets	7%
Family Support	3%

Income Categories

Extremely Low Income	20%
Very Low Income	80%



Resident Income/Expenses

Average Monthly Income	\$851
Average Monthly Rent	\$272
Average Monthly Medical Expenses	\$53

Where Do Our Residents Go When They Leave?



Family	27%
Skilled Care	27%
Other Independent Living Communities	7%
Death	13%
Unknown	26%

LAKE ANNE I & II FELLOWSHIP HOUSE



Lake Anne I & Lake Anne II
11450 North Shore Drive
Reston, VA 20190
703-471-6474

Housing Plus

The health of many of our residents is severely affected by isolation and boredom. Being trapped by health concerns and transportation needs can make for scary nights and long days. Donor dollars have helped to provide for trips to local community events and even a behind the scenes tour at the Kennedy Center. We give thanks that programs like this can be a part of the work of Fellowship Square.

The typical Lake Anne I resident is a Caucasian female in her late 70's, living on Social Security. After rent and medical expenses, she has \$700 for the rest of the month. She uses her credit cards to pay for her medications, and she depends on the local food pantry and gifts from area religious communities and businesses. Although no longer able to work and add to her income, she sometimes shares her limited resources with her 90 year old neighbor. Without your gifts, she and her neighbor will not be able to make ends meet.

Wisdom comes with winters.

— Oscar Wilde

The typical Lake Anne II resident is a Caucasian female between age 70 and 79, living on Social Security. After rent and medical expenses, she has less than \$500 for the rest of the month.

She likely gets help from family or friends, and she relies on local food programs to eat. Her limited income can't cover all of her expenses: groceries, over the counter medications, laundry and cleaning supplies, transportation, toiletries, telephone, clothing, and the list goes on. Without your support, she will not be able to make ends meet.

Meeting the Needs

In addressing the unique challenges faced by seniors, we eliminate some of the barriers by employing a multidisciplinary team approach. Through the work of the resident services coordinator, we allow residents to exercise their capacity to do as much for themselves as possible with dignity and autonomy.

At Lake Anne, residents are often waiting for such services as:

- Housekeeping
- Rental Financial Assistance
- Home Health
- Dental
- Transportation
- SSI
- Alzheimer's/Dementia-related services
- Hearing Services
- Vision

This year we helped our residents to obtain such services as:

- U.S. Citizenship - 1
- Attained Permanent Residency - 1
- Food Programs - 150
- Social Security - 29
- Medicaid - 40
- Hearing/Eye Programs - 60
- SNAP - 31
- Discounted Cell Phone Services - 100
- Medical Transportation and Education - 62
- Holiday Gift Cards - 240



Lake Anne offers several activities each month that aid in preventing isolation and boredom. Each resident receives a monthly calendar and a Friday "Buzz" reminder announcing all of the recreational and educational opportunities. Such activities as these are community building experiences for our residents and the volunteers who come to help.

Educational classes including:

- Art Mirrors Culture
- Blood Pressure Screening
- Breast Cancer Awareness
- English for Speakers of Other Languages (ESOL)
- Flu/Pneumonia Clinic
- Forgiveness Workshop
- Mental Health Presentation
- Take Control of Your Own Life/ Dementia Life Skills
- Voter Registration & Photo Identifications
- Wellness Checks
- Wills on Wheels

Opportunities for Socialization and Entertainment:

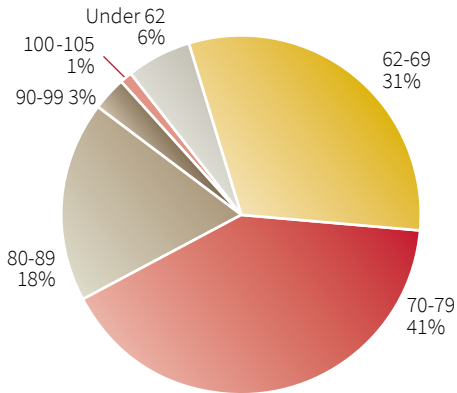
- Resident Service Coordinator Floor Visits
- Remembrance Service for Deceased Residents
- Black History Program
- Senior Spelling Bee
- Field Trip to The Closet
- Coffee Hour/Roundtable Discussion
- Welcome to the Warmth Refreshments
- Dance Class
- Fall Prevention
- Farmers' Market
- Family Day Cook-out
- Trip to the Kennedy Center
- Necessary Conversations

Religious Services:

- Grace Christian Church Bible Study
- Passover Service
- Heritage Fellowship

Lake Anne I Statistics

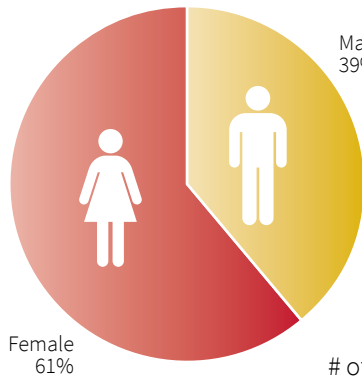
Population by Age



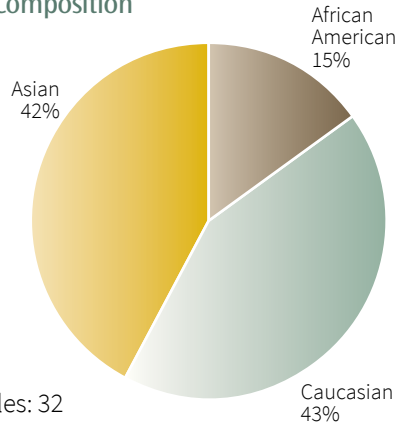
A Year of Changes:

Residents age 80-89 up by 4%
 Male residents have increased
 Couples have increased
 Asian residents up 4%
 Market rate apartments occupancy up 8%
 Total resident increase by 14
 Social Security/SSI/pensions up 1%

Resident Composition

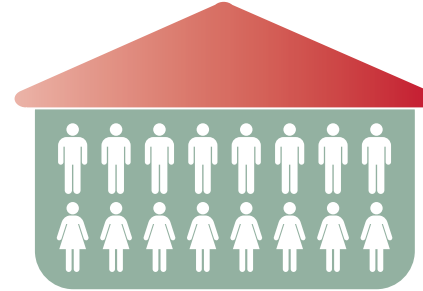
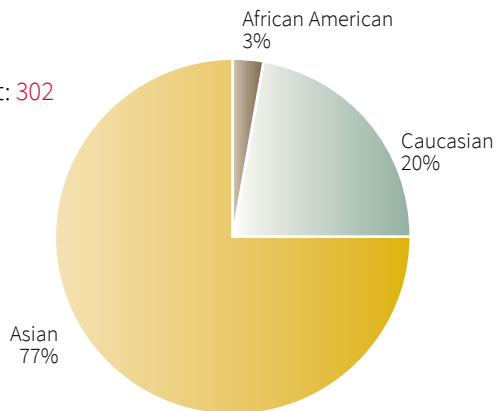


of Couples: 32




Waiting List

On the Waiting List: 302



Occupancy

Section 8 apartments	27
Occupancy percentage	100%
Market Rate Apartment	111
Occupancy Percentage	92%
Apartment Turnovers	22
Residents	162



Income Sources

Social Security/SSI	42%
Social Security/Pension	50%
Assets	2%
Family Support	6%

Income Categories

Extremely Low Income	43%
Very Low Income	24%
Low Income	33%



Resident Income/Expenses

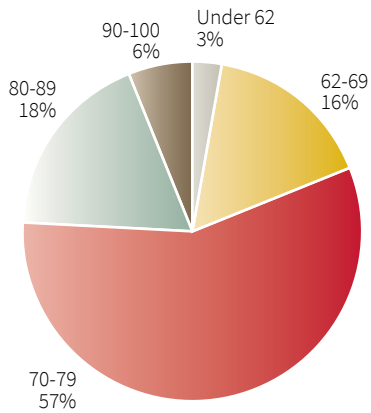
Average Monthly Income	\$806
Average Monthly Rent	\$242
Average Monthly Medical Expenses	\$20

Where Do Our Residents Go When They Leave?

Family	8%
Skilled Care	14%
Other Independent Living Communities	50%
Death	21%
Transferred (subsidized or downsized)	7%

Lake Anne II Statistics

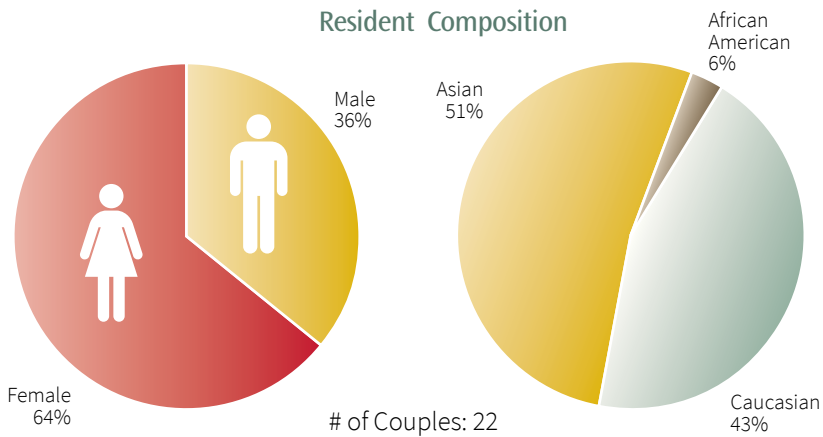
Population by Age



A Year of Changes:

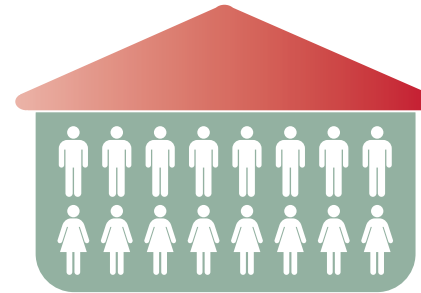
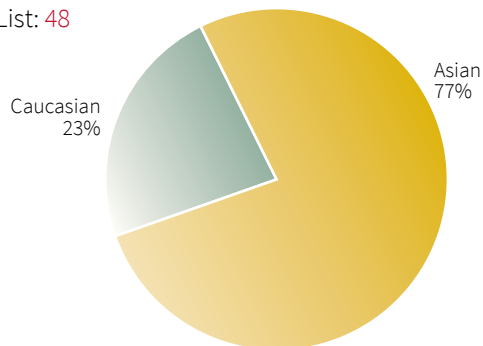
Male Residents increased
 Total resident increase by 5
 Waiting list shows significant increase in Caucasians for those 62 and under
 Increase in Social Security received by residents
 No residents with income reported at zero level
 Decrease in monthly income
 Increase in rent and medical costs

Resident Composition



Waiting List

On the Waiting List: 48



Occupancy

Section 8 apartments	87
Occupancy percentage	100%
Market Rate Apartment	11
Occupancy Percentage	1%
Apartment Turnovers	8
Residents	114



Income Sources

Social Security/SSI	67%
Social Security/Pension	12%
Assets	4%
Family Support	12%
Wages	5%

Income Categories

Extremely Low Income	36%
Very Low Income	2%
Low Income	62%



Resident Income/Expenses

Average Monthly Income	\$752
Average Monthly Rent	\$224
Average Monthly Medical Expenses	\$70

Where Do Our Residents Go When They Leave?



Skilled Care	40%
Other Independent Living Communities	40%
Death	20%

LAKE RIDGE FELLOWSHIP HOUSE



Lake Ridge Fellowship House
12800 Harbor Drive
Woodbridge, VA 22192
703-494-5337

Board members:

*Rev. Robert Allard, Victor Evans,
Dr. C. David Hartmann, Beth High,
Rev. Brandon Johns, Rev. Frank Johnson,
Jana Justan, Joan Loesch,
Rev. Larry Schmidt, Charles R. Wortman*

Housing Plus

A resident needed help in preparing healthy, nutritious food. He was weak from a number of health conditions and his diabetes required a special diet. Through the resident services coordinator, we were able to help him get his Medicaid waiver, which helped with the cost of health care. Gift cards to the grocery store from our donors helped him buy nutritious foods to regain his health. Now a nurse's aide visits him daily to check on him and he gets his three diabetic friendly meals every day of the week.

The typical Lake Ridge resident is a Caucasian female, over age 75, who has lived in her apartment for 7 years. She is a widow who survives on her late husband's Social Security and small pension. After rent and medical expenses, she has only \$800 for the rest of the month. While that amount may sound like enough to live on, it can't cover all of her expenses: groceries, over the counter medications, laundry and cleaning supplies, transportation, toiletries, telephone, clothing, and the list goes on. She sees a specialist in Fairfax City for a chronic medical condition. Transportation from the Fellowship House is expensive and difficult to find. Without your help, she will not be able to make ends meet.

**“Never put an age limit
on your dream.”**

– Dara Torres

Meeting the Needs

Thanks to the regular support given by you, Fellowship Square's generous donors, we are able to provide emergency funds to residents who require life's necessities as they wait for their benefits. Your continued contributions enable us to offer programs and provide direct giving to residents who are in extreme need.

At Lake Ridge, residents are often waiting for such services as:

- Home Health - 3
- Dental Care - 7
- Power Chair - 1
- Hearing Aids - 2

This year we helped our residents to obtain such services as:

- Social Security - 1
- Medicaid - 24
- Wheels to Wellness - 12
- USDA - 63

Lake Ridge offers several activities each month that aid in preventing isolation and boredom. Each resident receives a monthly calendar and a Friday "Buzz" reminder announcing all of the recreational and educational opportunities. Such activities as these are community building experiences for our residents and the volunteers who come to help.

Educational Classes Including:

- Diabetic Clinic
- Living w/Diabetes & Living w/Heart Disease
- Palliative Care – What Is It – Who Qualifies
- Flu Shots
- English for Speakers of Other Languages (ESOL)
- Tax Relief
- Arts and Crafts

Opportunities for Socialization and Entertainment:

- Popcorn Social
- Bingo
- Coffee-Klatch
- Holiday Celebrations

Religious Services and Bible Studies:

- Rosary
- Sunday Morning Worship
- Weekly Bible Study with Rev. Klein

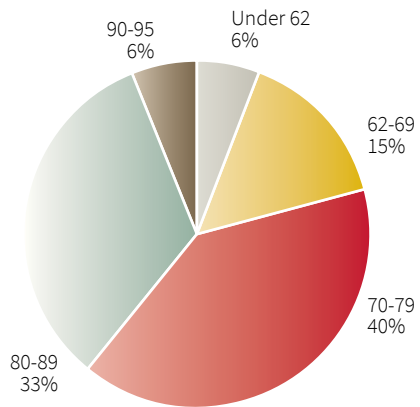
**“It’s not how old you are,
it’s how you are old.”**

– Jules Renard



Lake Ridge Statistics

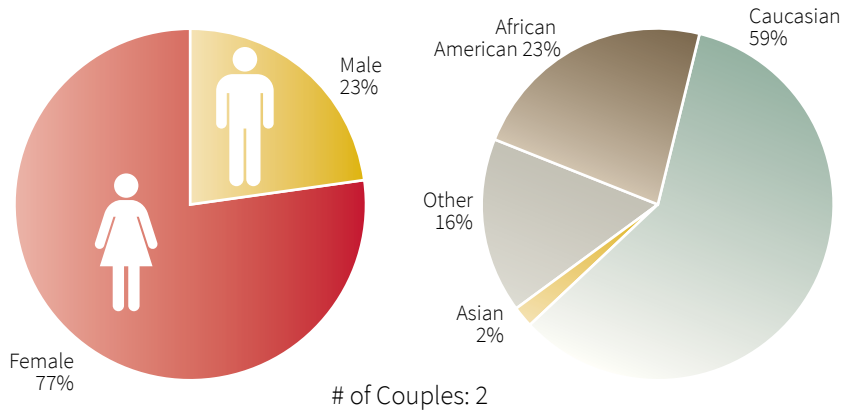
Population by Age



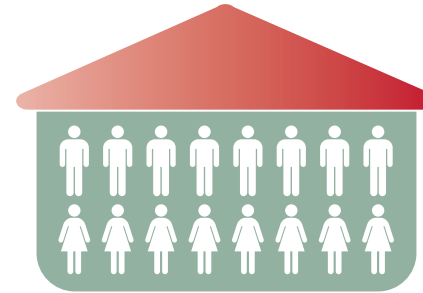
A Stable Year:

Residents age 62 and under up 3%
Residents age 80-89 up 6%

Resident Composition




Lake Ridge has 143 people on the waiting list.



Occupancy

Section 8 apartments	99
Occupancy percentage	100%
Apartment Turnovers	7
Residents	101



Income Sources

Social Security/Pension	96.9%
Wages	3.1%
Assets	16.3%

Income Categories

Extremely Low Income	29%
Very Low Income	59%
Low Income	12%



Resident Income/Expenses

Average Monthly Income	\$1,184
Average Monthly Rent	\$358
Average Monthly Medical Expenses	\$180

Where Do Our Residents Go When They Leave?



Family	22%
Skilled Care	76%
Death	2%

LARGO LANDING FELLOWSHIP HOUSE



Largo Landing Fellowship House
1077 Largo Road
Upper Marlboro, MD 20774
301-249-2100

Board members:

Vernon Krueger, President; Morris Hymes Sr., Vice President; John Priebe, Treasurer; Ginny Lee, Secretary; Judy Rudolph, Rev. Jane Gray Thomas, Mary Ellen Wilmoth, John Corkill Jr., Advisor

Housing Plus

Sometimes our residents have to choose between their medication and food, particularly at the end of the month when their funds run out. This situation is usually brought to light when a staff member urges the resident to speak to the resident services coordinator and describe her dilemma. The RSC was able to contact the pharmaceutical company and have the cost of her medications cut by one third. Now she is able to have make ends meet and continue to live independently.

The typical Largo Landing resident is an African American female in her 70's who may still be working. After rent and medical expenses, she has only \$700 for the rest of the month. Having held a job most of her life, she remains employed—but with health concerns. In order to work, she must maintain an automobile and a working woman's wardrobe. Her medications alone are double the cost of other seniors' and she still must pay for food, toiletries, telephone, and transportation. Without your support, she will not be able to make ends meet.

**“Do not deprive me of my age.
I have earned it.”**

— May Sarton, *The Poet and the Donkey: A Novel*



Meeting the Needs

Our work at Fellowship Square helps our residents to cope with basic financial and health concerns that often seem overwhelming to them. We can and do meet many of our residents' needs as they age in place. Thanks to the regular support given by donors like you, we are able to provide emergency funds to residents who require life's necessities as they wait for their government benefits. Your continued contributions enable us to offer programs and provide direct giving to residents who are in extreme need.

At Largo Landing, residents are often waiting for such services as:

- Medicaid Waiver
- Home Health Aide
- Dental Care

This year we helped our residents to obtain such services as:

- Social Security/ Medicaid Recertification - 30
- SNAP - 12
- USDA Food Distribution - 20 monthly
- Medicaid Waiver - 8
- Medical Supplies - 12
- Meals on Wheels - 2
- Medication - 24
- Home Health Aide - 2
- Hearing Aids - 2

Largo Landing offers several activities each month that aid in preventing isolation and boredom. Each resident receives a monthly calendar and a Friday "Buzz" reminder announcing all of the recreational and educational opportunities. Such activities as these are community building experiences for our residents and the volunteers who come to help.

Educational Classes including:

- Health Seminars
- Exercise Class
- Arts and Crafts
- Fire Safety
- Identity Theft/Crime Prevention
- Emergency Preparedness
- Advance Directives & Wills

Doctor Visits/Clinics:

- Flu shots
- Podiatrist
- Medical/Health Care Seminars

Entertainment:

- Bingo
- Music to the Oldies
- Movie Night
- Card game Night
- Gospel Music Night
- Senior Saints – Luncheon
- Senior Saints – Trips
- Restaurant of Choice
- Movie Theater
- Wii Games
- New Year's Eve Social

- Super Bowl Party
- Valentine's Day Social
- Mother's Day Tea
- Father's Day Cookout
- Resident Appreciation Day Cookout
- 4th of July Social
- Veterans Day Luncheon
- Christmas Party

Religious Services:

- Zoe Ministries
- St. Michael's Truth Lutheran Church
- Gethsemane Baptist Church
- Carter's AME Men's Choir
- Showers of Blessings

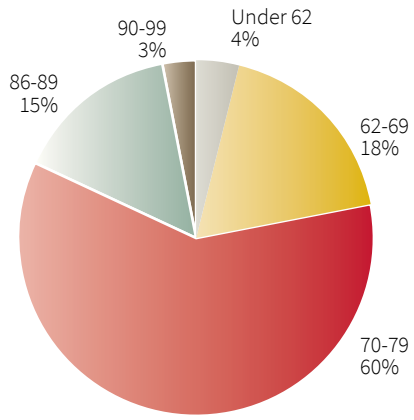
Bible Studies:

- Resident Prayer Group
- Pastor Klein Bible Study



Largo Landing Statistics:

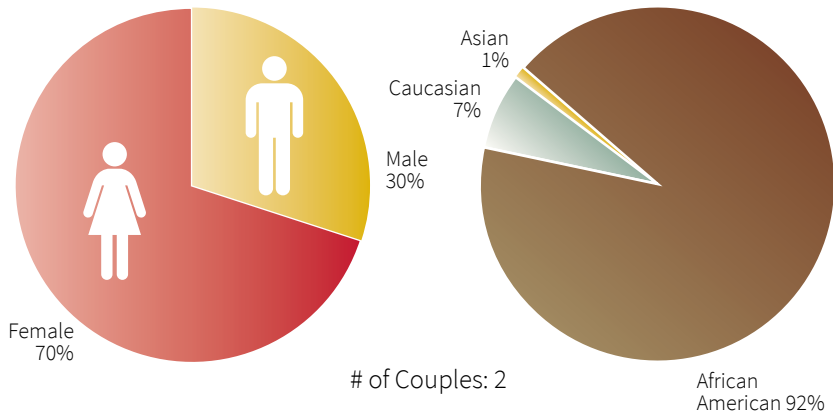
Population by Age



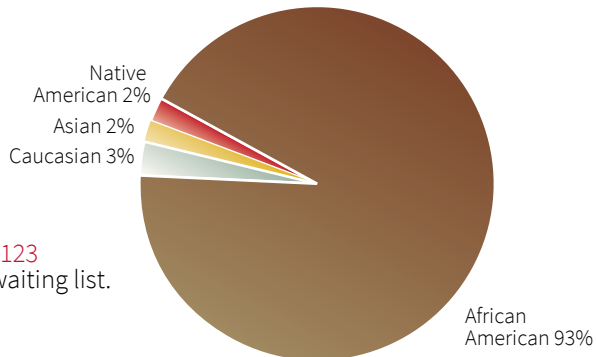
A Stable Year:

Residents age 62-69 increase
 Residents age 70-79 small decrease
 Male residents up 2%

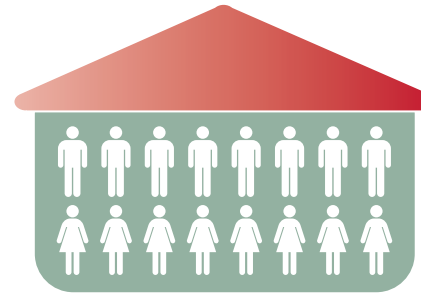
Resident Composition



Resident Composition Waiting List




Lake Ridge has 123 people on the waiting list.



Occupancy

Section 8 apartments	105
Occupancy percentage	100%
Apartment Turnovers	7
Residents	107



Income Sources

Social Security/SSI	8%
Social Security/Pension	84%
Wages	6%
Assets	2%

Income Categories

Extremely Low Income	29%
Very Low Income	59%
Low Income	12%



Resident Income/Expenses

Average Monthly Income	\$1,283
Average Monthly Rent	\$341
Average Monthly Medical Expenses	\$145

Where Do Our Residents Go When They Leave?

Family	42%
Skilled Care	30%
Other Independent Living Communities	14%
Death	14%

THE WEGENER CHAPLAINCY: MINISTRY AT OUR CORE

Remember the game show “Name That Tune”? Two contestants would bid against each other on how few notes of the mystery song’s opening phrase each would have to hear before coming up with the title. “I can name that tune in four notes!” the first player would claim; the other would retort, “I can name that tune in three notes!”

That’s what I was reminded of when, at a recent retreat, each member of Fellowship Square’s Board of Directors had to name one word that he or she thought was most important in describing the work of Fellowship Square. “Ministry” came up again and again. Ever since Dr. John Scherzer started Fellowship Square more than 50 years ago, ministry has been an essential part of who we are. Dr. Scherzer wanted our residents to be cared for spiritually, and so we have always had a chaplain to minister among our residents and staff, as well as among our visitors.

We have a wonderful chaplain in Rev. Fred Klein! You can tell how much he cares by the way he goes about his work. Pastor Fred always lets the residents and staff know when he’s coming, so that they’re assured of his availability. He regularly visits with the sick, the hospitalized, and those in rehab. “Pastor Fred looks after us and makes each of us feel important,” is typically said of him around the Fellowship Houses.

Pastor Fred is now in his third year as Fellowship Square’s chaplain. He is a beloved part of our family, always ready to give you time when you need him, or answer your question when troubled. Dr. Scherzer would have been pleased. And he would have been proud of this chaplain.

The Pastoral Care Committee of the Board of Directors serves as a resource for the chaplain, a supporter and an encourager. The committee also encourages contributions to the Wegener Chaplaincy Fund, which supports the chaplain. Together, chaplain and committee do their best to provide ministry for all residents regardless of their religious belief. Without the generous contributions of individuals and groups, our Pastoral Care Program could not continue.

Next time you see Pastor Fred, say Hi. He’s a good friend and a great chaplain.

*Rev. David Percy
Board of Directors, Pastoral Care Committee*



**But as truly as I live,
all the earth shall be filled
with the glory of the Lord.**

– Numbers 14:21



THE GIFT FUND: CARING FOR OUR RESIDENTS

The Gift Fund budget enhances our residents' quality of life and tends to their physical, emotional, and spiritual well-being.

Contributions to the Gift Fund allow Fellowship Square to hold winter parties, picnics, cookouts, and other special events for our residents. These occasions are all opportunities for building community and for helping to prevent isolation and boredom — a serious issue for the elderly.

Your financial support through the Gift Fund makes it possible for residents to reach needed medical care when physicians' offices are not located on bus lines. In addition, the Gift Fund helps pay for prescriptions, wheelchairs, and equipment for postoperative care and dental care not covered by insurance. In the future, we hope to enable residents to "age in place" by providing home health assistance and expand our housekeeping program so that it is available to all our residents.

The Gift Fund also supports Fellowship Square's chaplaincy program. Rev. Fred Klein, our chaplain, welcomes new residents, visits current residents, and supports them when they are ill, mourning, or facing death. Worship services and Bible study are offered regularly. Recognizing the diversity of our communities, the chaplain also coordinates the services of interfaith groups.

Jennifer Maloney
Treasurer

Fellowship Square relies on the generous support of alumni, family, friends, congregations, and others to ensure that each of residents is supported. This takes the form of financial gifts, gifts in kind, and volunteer opportunities.

Consider any of the ways you can help.

- **Donate**
- **Schedule A Recurring Gift**
- **Involve Your Congregation**
- **Donate Through Thrivent Financial**

For more information about giving to Fellowship Square, contact Faye Coddling at 703-860-2536 or visit www.fellowshipsquare.org

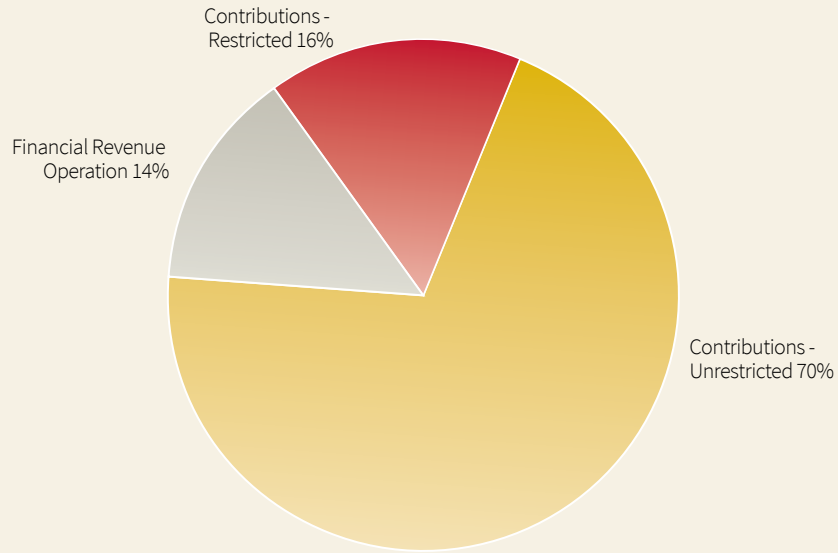
“Aging is not lost youth but a new stage of opportunity and strength.”

— Betty Friedan

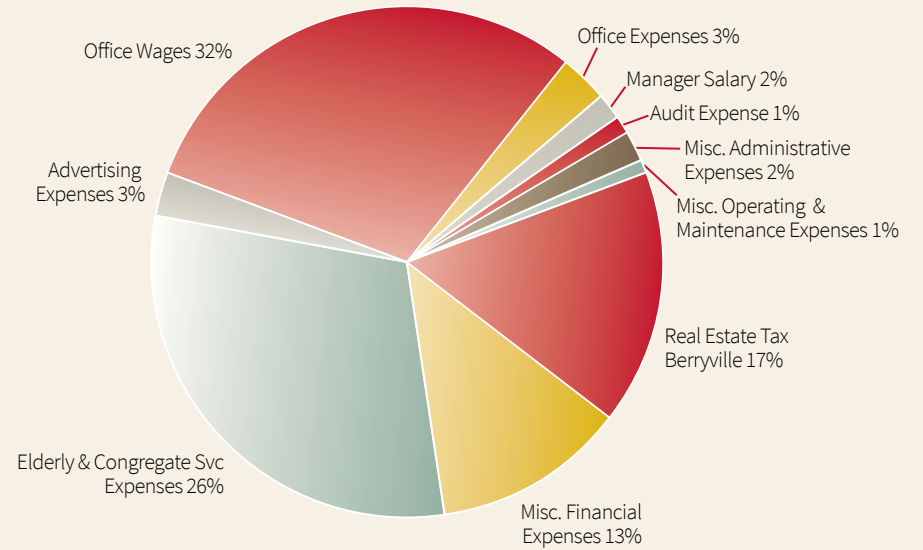


A FINANCIAL PORTRAIT 2015

Gift Fund Income Summary



Gift Fund Expense Summary



Fellowship Square Income Summary

Rent Revenue	
Tenant	\$2,738,779
Subsidy	\$5,710,639
Vacancy	(\$237,865)
<hr/>	
Elder Care Revenue	\$154,068
Financial Revenue	\$25,706
Miscellaneous Revenue	\$442,638
TOTAL REVENUE	\$8,833,965

Fellowship Square Expense Summary

Administrative Expense	\$1,735,286
Utilities Expense	\$906,441
Operating and Maintenance Expense	\$1,815,182
Taxes and Insurance	\$837,704
Financial Expense	\$922,721
Eldercare Expense	\$447,582
TOTAL EXPENSE	\$6,664,286

FINANCIAL PARTNERS: January 1, 2014 - January 1, 2015

Individual Donors

Encouraging Independence – \$1,000 - \$2,499

Walter C. Belter
Leo Berger
David Carr
Betty Fredericks
C. David & Ladonna Hartmann
Prabha Iyer & Ben Hill
Judith A. Koucky

Building Community – \$500 - \$999

Edward Byrne
George P. Davies
Richard W. Douglas
Ric Fisher
Rev. Doug Jones
Zoe Parker
Rev. Larry & Sue Schmidt
Mary Jeffers Schmidt

Providing Shelter – \$100 - \$499

Mary Almquist	David & Deborah Lambert	Judith Rudolf & Charles
Amir Arab & Behnoush Bastin	Jennifer Maloney	Warren
Rev. Philip Carl	Ruth Manchester	James Stevens
Rev. Faye Codding & Rev. Steven Miller	Michelle & Steven Moyer	Lenore Stewart
John Corkill	Dr. Myra & Paul Niemeier	John Thillmann
Bobby Crawford	Edd & Anita Nolen	Donald & Amelia Titzman
Linda Everett	Howard Oberheu	Helen Anne Vignes
Elizabeth High	Rev. Richard & Melba Reichard	Sondra Williams
Rev. Fred & Elizabeth Klein	Rev. Suzanne & Maurice Rudiselle	Roger Wissman
Vernon Krueger		Larry & Susan Zimmerman

Giving Hope – \$99 and below

Wayne Ball	Ginny Lee	Muriel Rodgers
Marcia Baumgartner	Allen Lutz	Douglas & Sandra Smith
Alice Benson & Kirk Fitch	Arlene Maroney	T. L. Smith
Ludwig Benner, Jr.	James Mooney	Dr. Barbara Solt
Kenji C. Brown	Sapna Patel	Vincent Walsh
Greta Dahlman	Bruce Randall	Allen & Audrey Wild
Ellen Graves	Lee & Janice Rau	Kenneth Wilson
Dorothy Kelsey	Helen Rebholz	
Wallace & Kathryn Knutsen	Marcie Robinson	

Planned Gifts

Gordon M. Odegaard
Frederick M. Rabel

Tribute Gifts

Richard W. Douglas *in memory of Richard M. Douglas*
Betty Fredericks *in memory of Leroy Fredericks*
John Thillmann *in memory of Otto Thillmann*
John Thillmann *in honor of Tina Thillmann*
Kenneth Wilson *in memory of Mazie Myers Wilson*

Congregations

All Dulles Area Muslim Society (ADAMS), Sterling, VA
Bethlehem Lutheran Church, Fairfax, VA
Carter's Methodist Church, Friendship, MD
Christ the Servant Lutheran Church, Reston, VA
Divine Peace Lutheran Church & School, Largo, MD
Emmanuel Lutheran Church, Vienna, VA
Epiphany Lutheran Church, Dale City, VA
Evangel Cathedral, Upper Marlboro, MD
First Baptist Church of Highland Park, Landover, MD
Gethsemane Baptist Church, Mitchellville, MD
Good Shepherd Lutheran Church, Herndon, VA
Grace Lutheran Church, Woodbridge, VA
Heaven's Helpers Ministry, Landover, MD
Holy Cross Lutheran Church, Herndon, VA
Prince of Peace Lutheran Church, Gaithersburg, MD
Riverdale Baptist Church, Upper Marlboro, MD
St. Anne's Episcopal Church, Reston, VA
St. John Neumann Catholic Church, Reston, VA
St. Matthew's Lutheran Church, Woodbridge, VA
St. Michael's Truth Lutheran Church, Mitchellville, MD
St. Paul's Lutheran Church, Falls Church, VA
St. Thomas à Becket Catholic Church, Reston, VA
United Christian Parish, Reston, VA
Zoe Ministries, Capitol Heights, MD

Religious Organizations

Bull Run Chapter, Thrivent Financial
Fairfax County Chapter, Thrivent Financial
Gifts of Hope, Metropolitan Washington, DC Synod, ELCA
Lutheran Lay Fellowship of Metropolitan Washington, DC
Lydia Circle, Augustana Lutheran Church, Washington, DC

Thrivent Financial

Karen Heerman	Dr. Myra & Paul Niemeier
Joan Loesch	Jessica Phillips
Kathleen Marshall	Mary Jeffers Schmidt
John McCoy	Philip & Rita Whitely
Cynthia Medvick	

Business/Community

Alpha Security
Linda's Ballet Workshop
Moose Lodge of Centreville (VA)
Dr. Zhou's Clinic
Ledo Pizza, Reston, VA

Safeway
Trader Joe's, Herndon, VA
United Way/CFC

Grants

The Closet

In-Kind Donations

Erik Backus
Alfredo Diaz
Louise Egan
Terry Fehner

Susan Hazard
A. Hernandez
Dale & Sidney Johnson
Norman Knutsen

Mildred Lyons
Michele Shaheedian
Sherell Sterling
Linda Wallen

Non-Profits and Corporations In-Kind Donations

Cornerstones
Herndon-Reston FISH
Lake Ridge Rotary Club

Religious Organizations In-Kind Donations

Christ the Servant Lutheran Church,
Reston, VA
Church of Jesus Christ of Latter-day
Saints, Reston, VA
Epiphany Lutheran Church, Dale City, VA
Good Shepherd Lutheran Church,
Herndon, VA

Grace Christian Church, Herndon, VA
Heritage Fellowship Church, Reston, VA
King's Chapel, Rosedale, MD
St. Thomas à Becket Catholic Church,
Reston, VA
United Christian Parish, Reston, VA

2015 ANNUAL AWARDS

Donor of the Year
Congregation of the Year
Corporation of the Year
Employee of the Year
Hunters Woods Volunteer of the Year
Lake Anne Volunteer of the Year
Lake Ridge Volunteer of the Year
Largo Landing Volunteer of the Year

John & Bonnie Priebe
United Christian Parish, Reston, VA
Dr. Zhou's Clinic
Maria Benitez, Hunters Woods Fellowship House
Melanie Bush
Patricia Craddock
Leslie Lewis
Rev. Delores M. Roberts

FELLOWSHIP SQUARE STAFF

Hunters Woods Fellowship House

George P. Davies	<i>Senior Administrator</i>
Norma Ferman	<i>Rental Assistant</i>
Parivash Ahmadi	<i>Bookkeeper</i>
Dmitriy Ishchenko	<i>Maintenance Technician</i>
Marques Dixon	<i>Maintenance Technician</i>
George Ireland	<i>Maintenance Supervisor</i>
Juana Cordova	<i>Janitor</i>
Rosa Tejada	<i>Homemaker</i>
Maria Benitez*	<i>Housekeeper</i>
Yuilla Sorrell	<i>Bus Driver</i>
Lynette Jacob	<i>Resident Services Coordinator</i>



Lake Anne Fellowship House

Louneta Beckles	<i>Administrator</i>
Alicia Wiggins	<i>Assistant Administrator</i>
Michael Champ	<i>Maintenance Technician</i>
Wonzell Cooper*	<i>Maintenance Technician</i>
Cristian Mata	<i>Janitor</i>
Jenny Ying Wang	<i>Bookkeeper</i>
Miatta Caine	<i>Resident Services Coordinator</i>



Lake Ridge Fellowship House

Susan Hoffer-Goodman	<i>Administrator</i>
Sonia Ellis	<i>Assistant Administrator</i>
Albert Jean	<i>Receptionist</i>
John Golhardt	<i>Bus Driver</i>
Michael George	<i>Maintenance Technician</i>
Hector Portillo*	<i>Maintenance Technician</i>
Kathleen Harding	<i>Resident Services Coordinator</i>



Largo Landing Fellowship House

David Digby	<i>Administrator</i>
Linda Williams	<i>Assistant Administrator</i>
Angela Jones	<i>Bookkeeper</i>
Oliver Walker*	<i>Maintenance</i>
Lynda Thomas	<i>Resident Services Coordinator</i>



Foundation Staff

Rev. Faye Codding	<i>Community Outreach Coordinator</i>
Rev. Fred Klein	<i>Chaplain</i>



*Fellowship Square Employee Recognition Award



Fellowship Square

Foundation, Inc.

2231 Colts Neck Road ■ Reston, VA 20191

Tel: 703.860.2536 ■ Fax: 703.471.9895

www.fellowshipsquare.org

